

ELECTRO GLIDER

*super fun*



Manufactured by:

**TOPMODEL CZ**

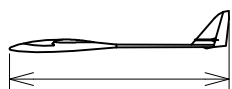
679 05 HABRŮVKA 100 - CZECH REPUBLIC

[www.topmodelcz.cz](http://www.topmodelcz.cz)


e-mail: [info@topmodelcz.cz](mailto:info@topmodelcz.cz)

Order N°: 020122

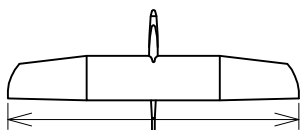
Radio system you'll need :



1050mm



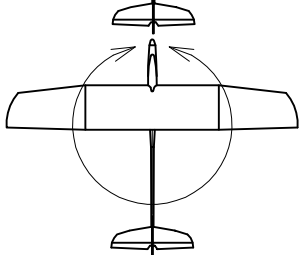
4-channel  
with  
2 servos



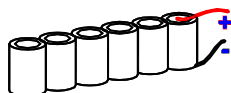
1310 mm



MIG Ac 400/14



24dm<sup>2</sup>  
23-27g/dm<sup>2</sup>



2-3S Lixx



0,55 - 0,65 kg



MH 32

Není-li uvedeno jinak, všechny  
neoznačené míry jsou v milimetrech  
UNLES STATED, ALL DIMENSIONS  
ARE IN MILIMETERS

**GB - USA****Parts list**

Part #	Part name	Material, dimensions	Loose	In bag
	building instruction		01	-
1A	fuselage front part	fibreglass	01	-
1B	fuselage tube	fibreglass	01	-
1-1	motor mount	fibreglass	-	01
1-2	servo tray	plywood 4 mm	-	01
1-3	air hole cover	ABS	-	01
2	wing	balsa assembly	01	-
2-2	wing fixing screw	screw M 4 x 16 mm	-	02
2-21	centering pin	dowel Ø 4 x 40 mm	-	01
2-3	nut	Al M4	-	02
2-31	nut mount	plywood 3 x 20 x 35 mm	-	01
3	horizontal stabilizer	balsa	01	-
3-5	link	bowden Ø2 mm L=630mm, piano wire Ø0,8 mm L= 720mm	01+01	-
3-6	threaded coupler	MPJ 2012	-	01
3-7	clevis	MPJ 2110	-	01
3-8	horn	fibreglass plate 1 mm	-	01
4	vertical tail	balsa	01	-
4A	vertical tail mount	plywood 4 mm	-	01
4-5	vertical tail link	bowden Ø2 mm L=630mm, piano wire Ø0,8 mm L= 720mm	01+01	-
4-6	threaded coupler	MPJ 2012	-	01
4-7	clevis	MPJ 2110	-	01
4-8	horn	fibreglass plate 1 mm	-	01
6	canopy	fibreglass	01	-
6-1	canopy fixing	wood screw Ø2,9x6,5 mm	-	01
7	stickers		04	

**RECOMMENDED RC EQUIPMENT:**

Radio : 3 channel + 3 channel (receiver)  
 Servos : 2x micro (9-10g)  
 Motor : MIG AC 400/14  
 Controller: >12A  
 Spinner: ø 30 mm  
 Battery: LiPo 2-3S, 1,5 – 2Ah


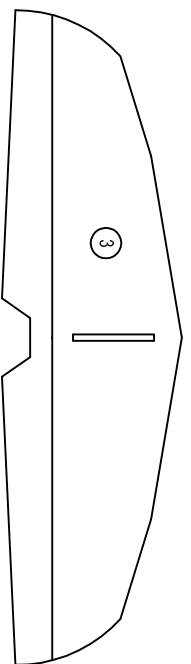
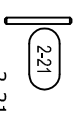

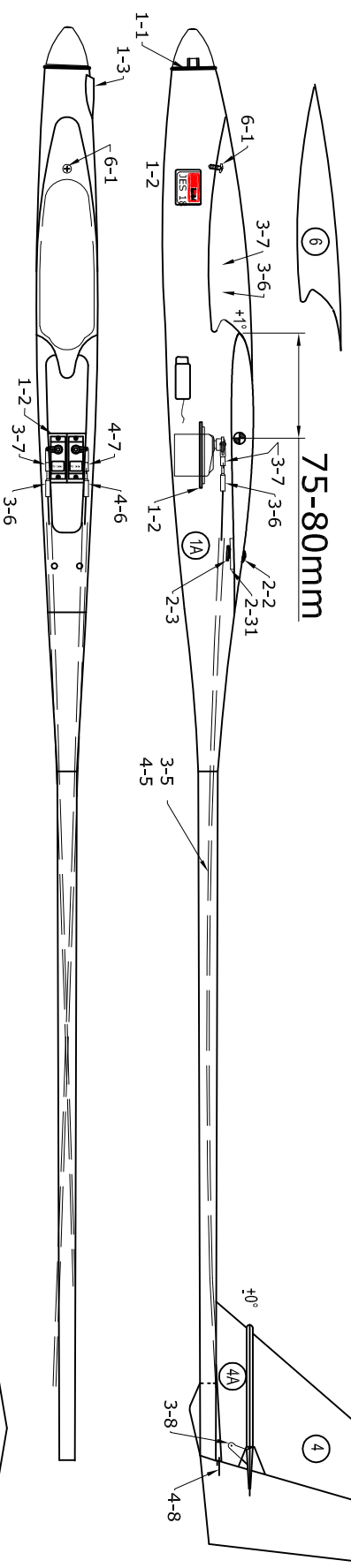
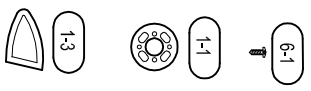
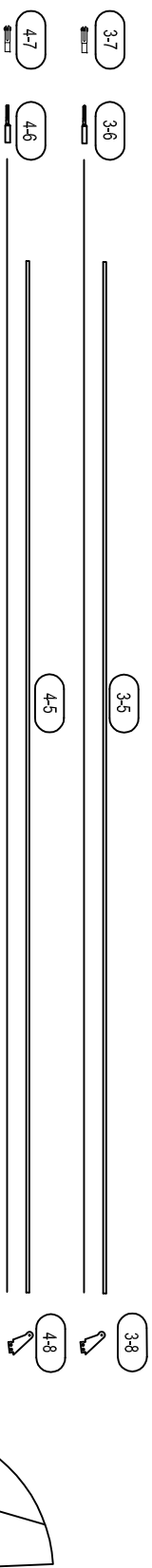
**ATTENTION!**

This model construction kit is not a toy and is not suitable for children under the age of 14.

Incorrect use of this model could cause material damage or personal injury. You are fully responsible for your actions when you use this model.

Fly at a safe distance from occupied zones. Before switching on the radio, be sure, that no one else is using the same frequency as you !

Before first take-off check up please the center of gravity, the sense and size of the control surface angle and if model aeroplane parts aren't crooked. The reparation is possible through the use of hot-air dryer.



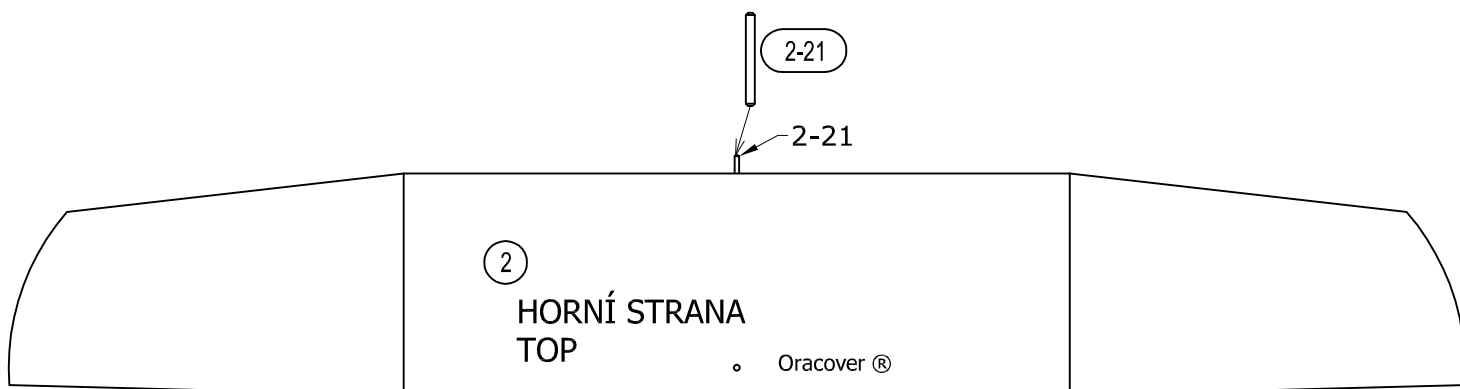
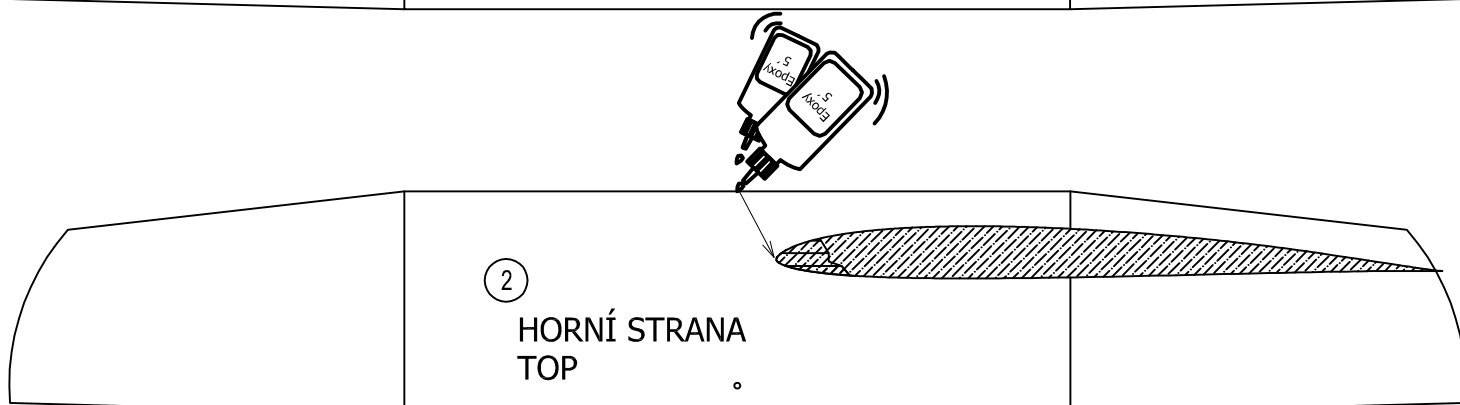
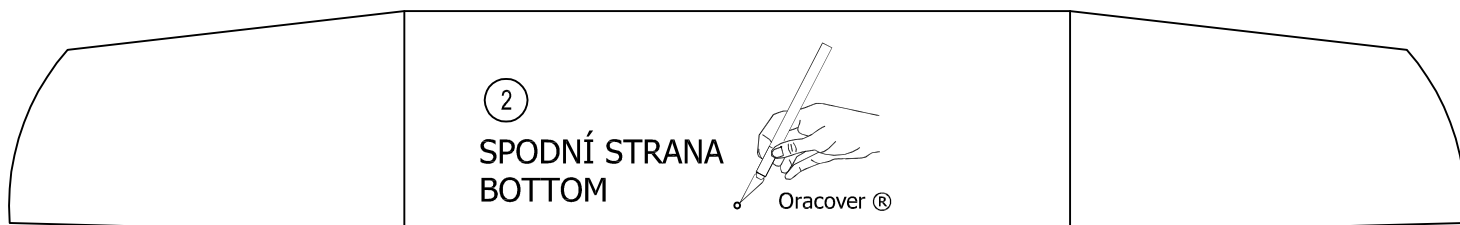
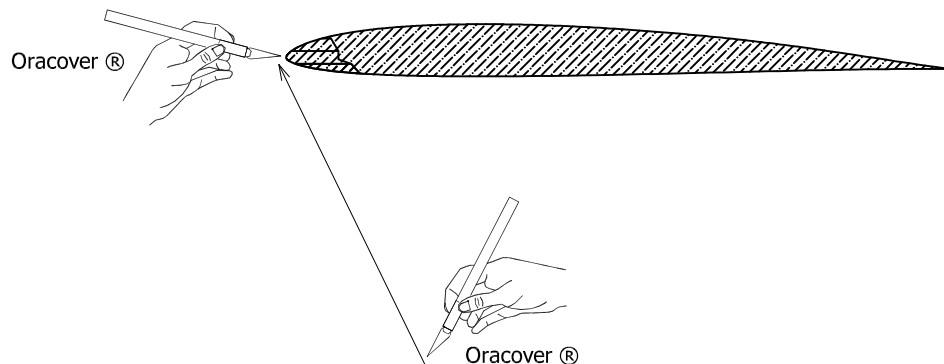
**super fun**

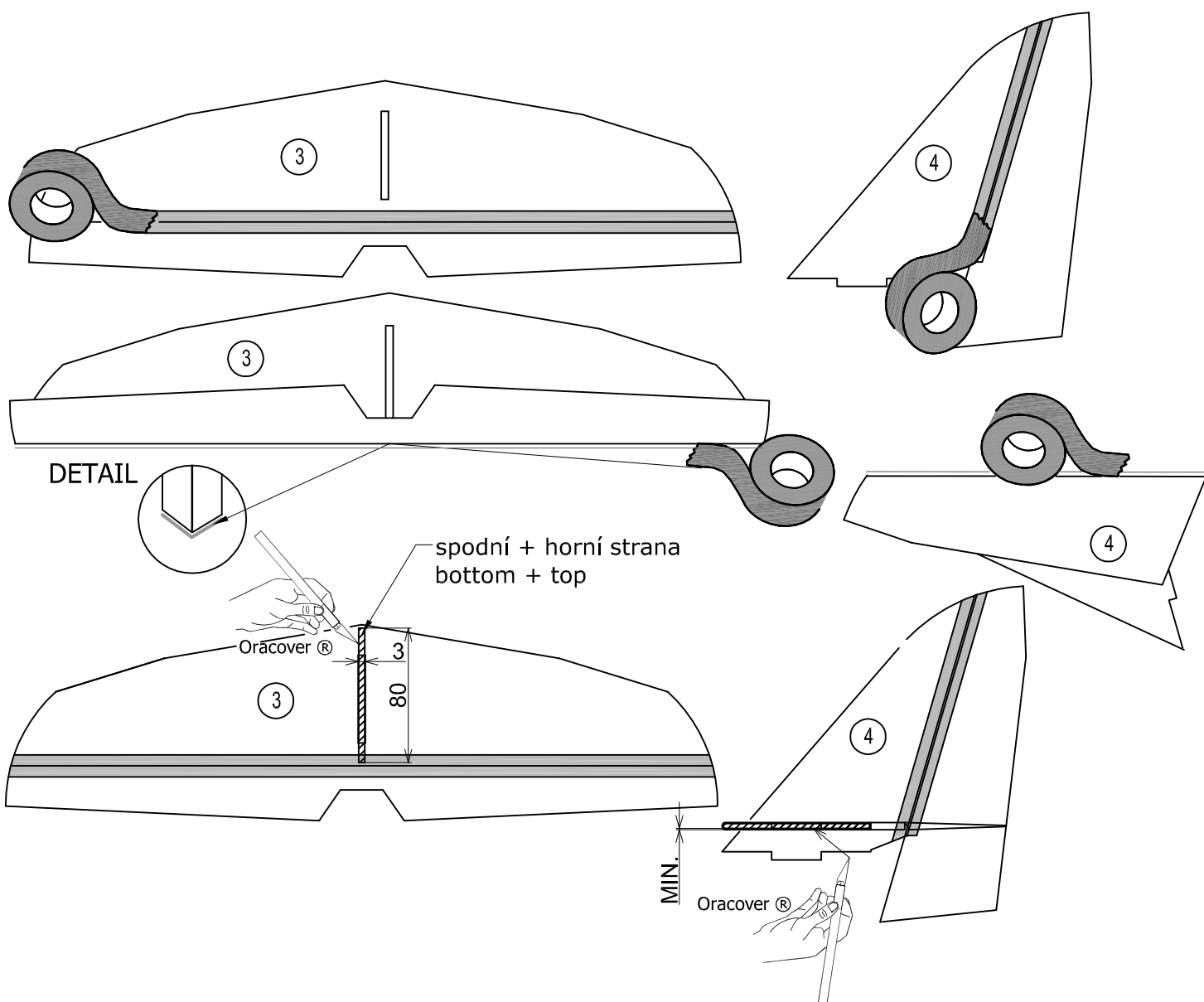
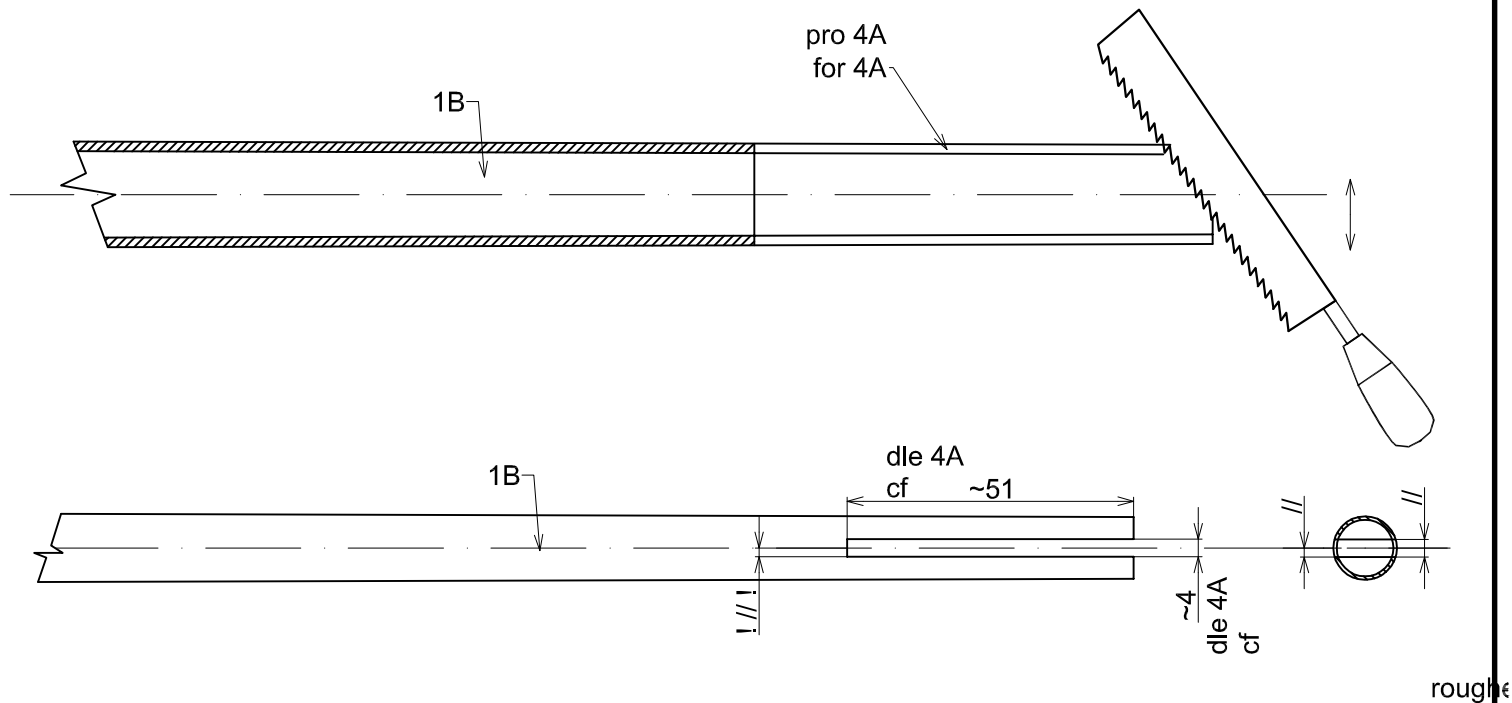
© X. 2005 TOPMODEL CZ Manufactured by TOPMODEL CZ s.r.o. 679 05 HABRŮVKA 100 - Better made in the Czech Republic  
[www.topmodelcz.cz](http://www.topmodelcz.cz) e-mail: [info@topmodelcz.cz](mailto:info@topmodelcz.cz)

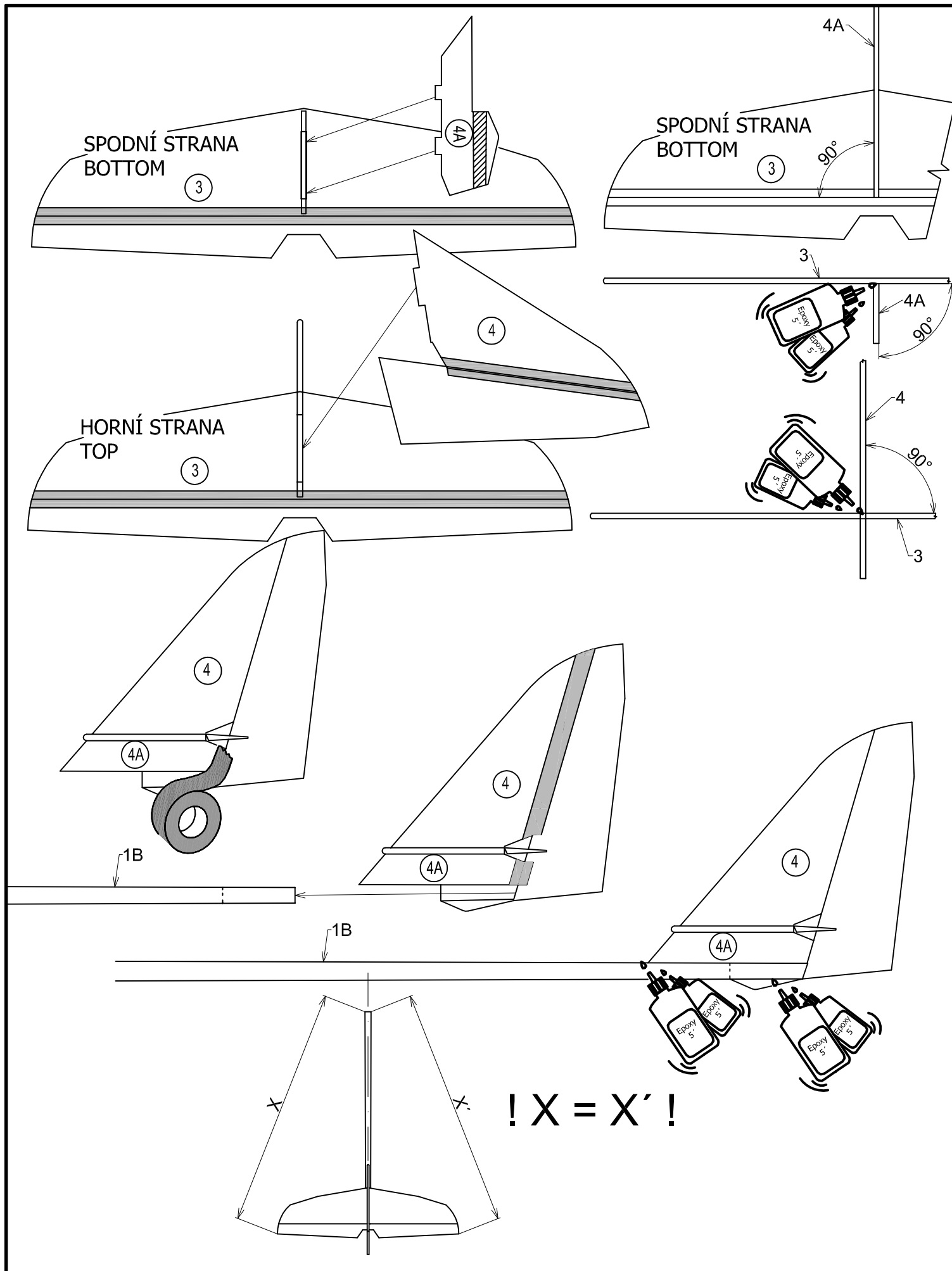
**TOPMODEL CZ**

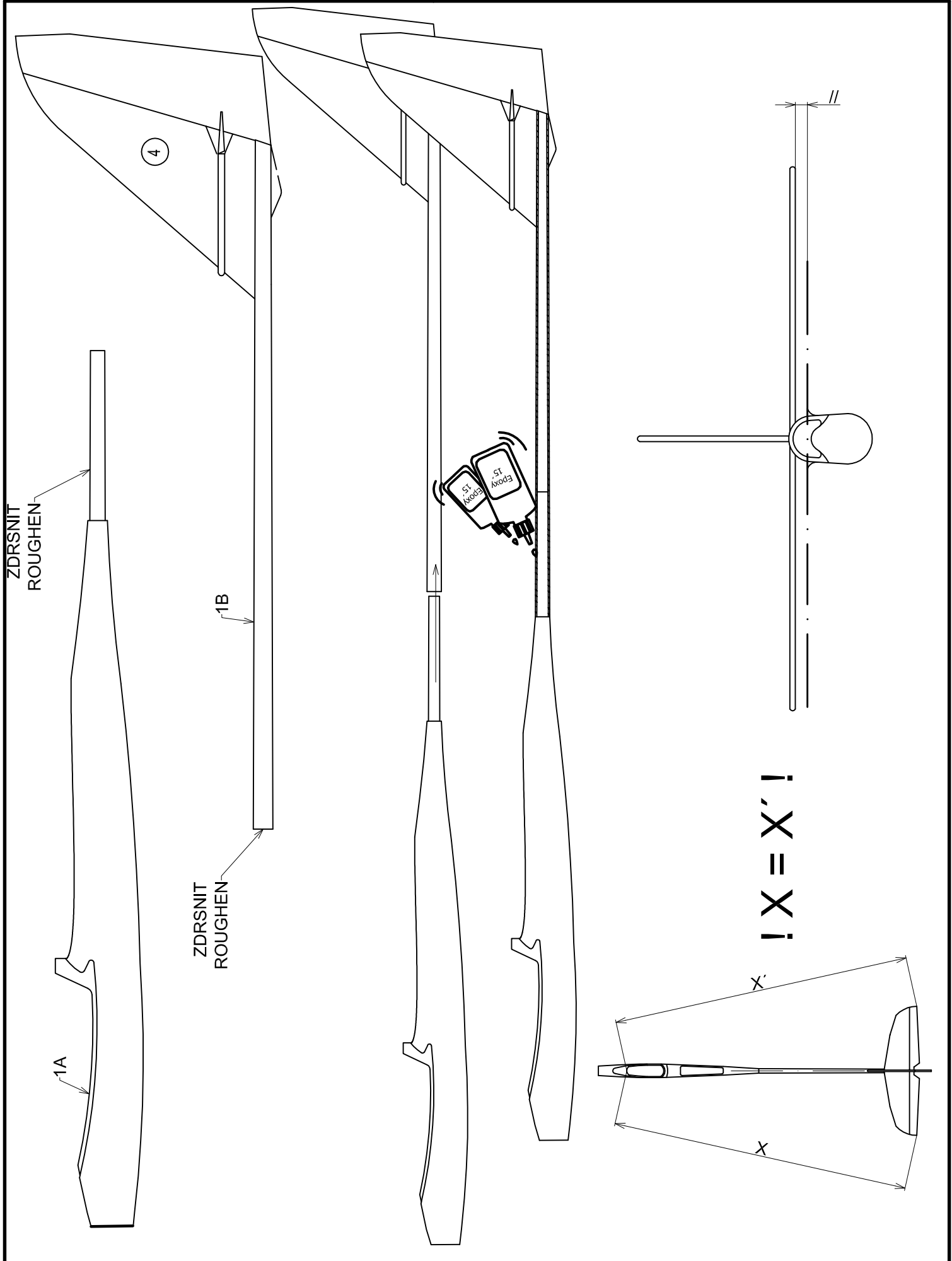
© X. 2005 TOPMODEL CZ Výkres není v měřítku - Not scale !!!

# DETAIL



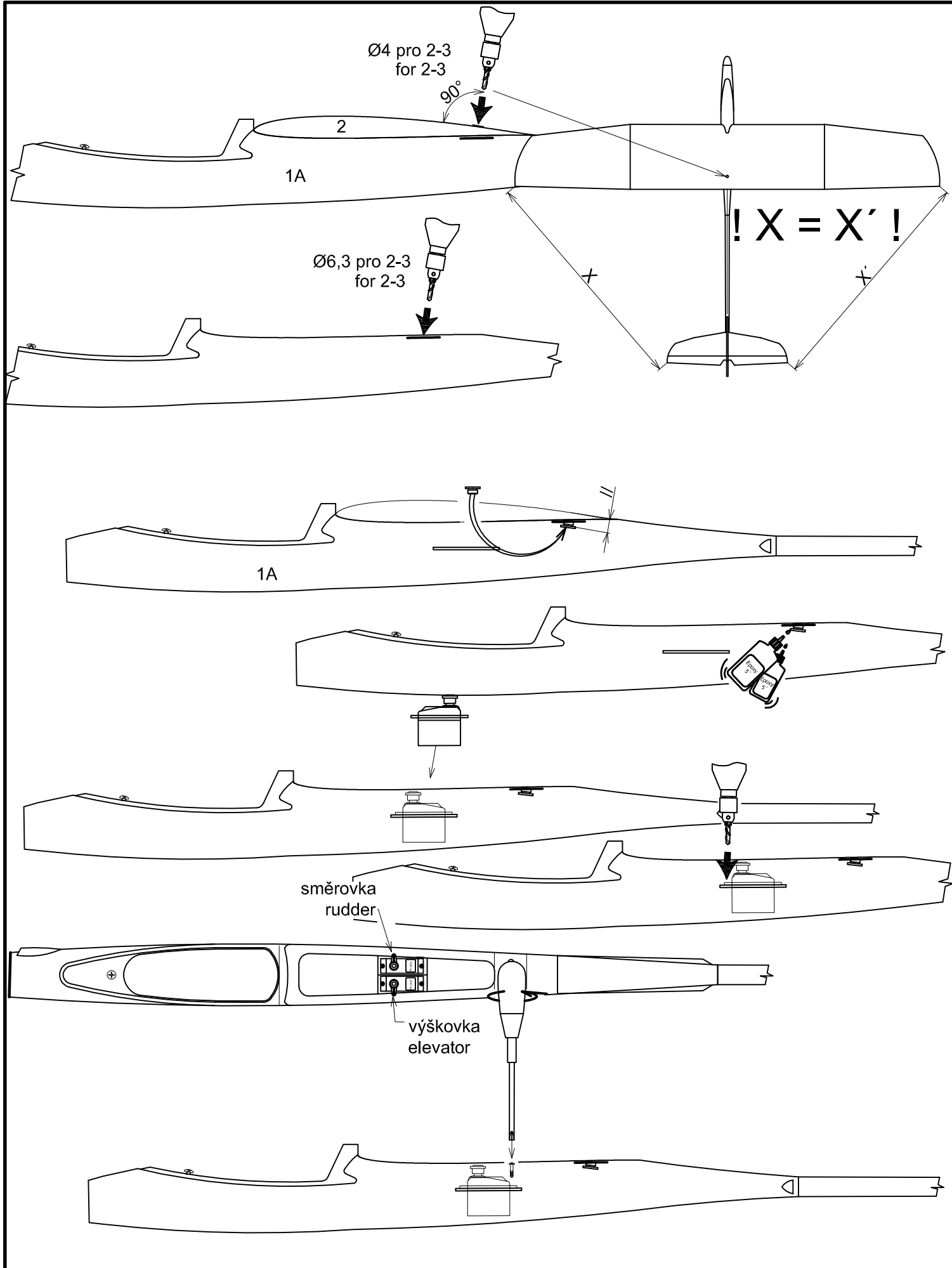












Ø2,1  
pro 4-8 - levá strana  
- left  
pro 3-8 - pravá strana  
- right

